



Zimmer®
MAYO®
Conservative
Hip Prosthesis



Multi-Point Fixation with Minimal Bone Loss

Multi-Point Fixation with Minimal Bone Loss

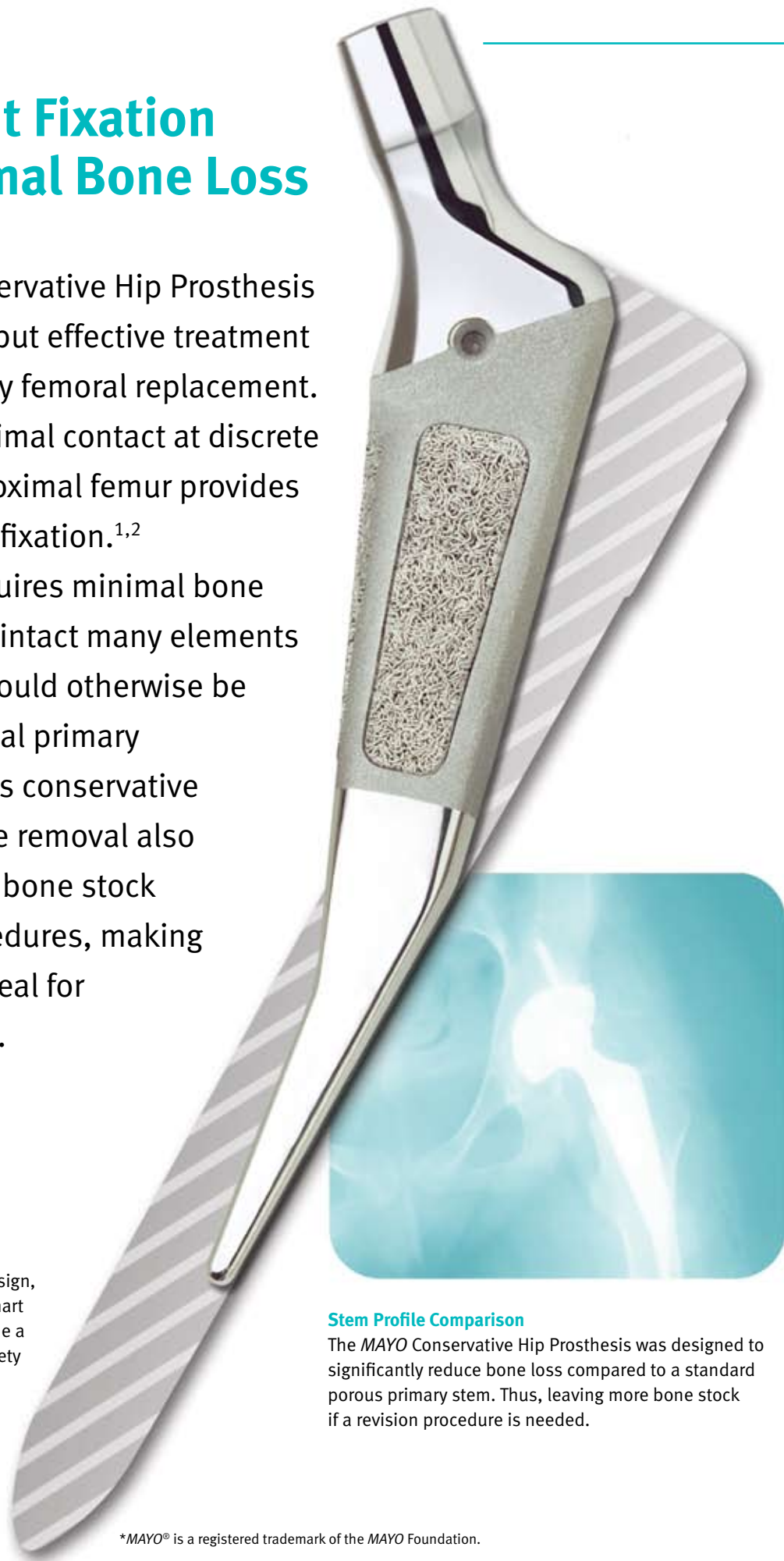
The *MAYO** Conservative Hip Prosthesis offers a prudent but effective treatment option for primary femoral replacement. Multi-point, proximal contact at discrete regions of the proximal femur provides immediate, rigid fixation.^{1,2}

Implantation requires minimal bone removal, leaving intact many elements of fixation that would otherwise be lost in a traditional primary arthroplasty.¹ This conservative approach to bone removal also leaves abundant bone stock for revision procedures, making the prosthesis ideal for younger patients.



Zimmer® Minimally Invasive Solutions™ Technology

Friendly conservative stem design, minimal bone removal and smart instrumentation design provide a system compatible with a variety of approaches and surgical techniques, including both minimally invasive and standard open procedures.



Stem Profile Comparison

The *MAYO* Conservative Hip Prosthesis was designed to significantly reduce bone loss compared to a standard porous primary stem. Thus, leaving more bone stock if a revision procedure is needed.

**MAYO*® is a registered trademark of the *MAYO* Foundation.



The 12/14 taper

allows for use of standard Cobalt Chrome or Alumina Ceramic Heads.

131 Degree neck/shaft angle

provides the surgeon with excellent restoration capabilities.

Dissimilar proximal shape

opposes the shape of the canal to help provide immediate rigid fixation.^{1,3}

Dual-plane taper

in the A/P and M/L dimensions provides an interference fit to help encourage immediate rigid fixation.^{1,3}

Titanium® Ti-6Al-4V Alloy

provides excellent biocompatibility and strength without excessive stiffness.

Straight lateral face

helps stabilize the prosthesis by providing a buttress against the lateral aspect of the canal.³

Fiber metal pads

facilitate bony ingrowth while the circumferential corundumized surface allows bony ingrowth.^{4,5,6}

Short distal stem

helps minimize the incidence of thigh pain and stress shielding.⁴

Favorable case histories

Individual case results reveal the success of the *MAYO* femoral implant design.⁴

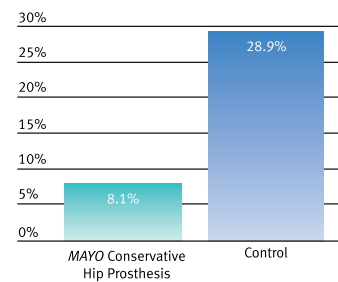
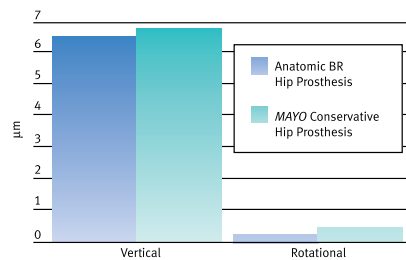
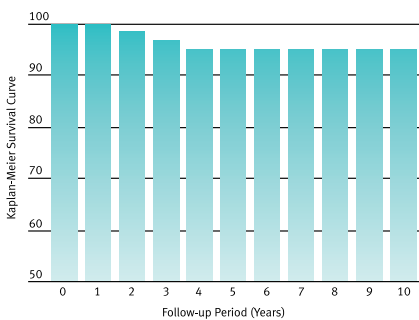
MAYO Hip Prostheses are available with *Calcicoat*® Ceramic Coating (HA/TCP).



The *MAYO* Conservative Hip

stem design offers a wide range of sizes from Small to Extra Large.

Positive Clinical Outcomes



Reliable mechanical stability⁷

- Survival without mechanical loosening at 5 and 10 years was 98 percent.
- Survival without osteolysis was 99 percent at 5 and 91 percent at 10 years.

The Kaplan-Meier survival curve

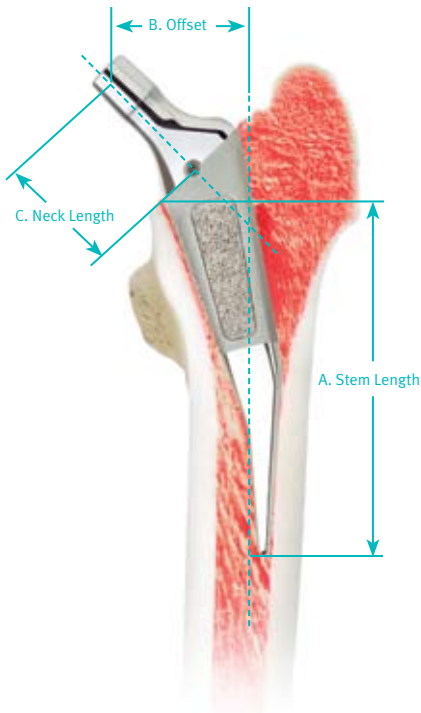
is maintained over the 10-year review period.⁷

Micromotion Studies

In spite of markedly different size and shape, both prostheses provided stability when tested under dynamic loads. The motions were within the range expected to allow bone ingrowth.²

Blood Transfusions - *MAYO* Hip vs. Uncemented THA

In a recent study of 100 THAs, statistical analysis revealed that significantly fewer units of blood were required for implantation of the *MAYO* Hip compared to the control.⁷



MAYO Conservative Hip Prosthesis

Prod. No.*	Stem Size	A Stem Length (mm)	B Offset (mm) [†] when 12/14 Taper Head/Neck Component is:					C Neck Length (mm)
			-3.5	0	+3.5	+7	+10.5	
00-8026-011-00	Small	81	35	38	40	43	45	30
00-8026-011-05	Small Plus	85	36	39	41	44	46	30
00-8026-012-00	Medium	89	37	40	42	45	47	31
00-8026-012-05	Medium Plus	94	38	41	44	46	49	31
00-8026-013-00	Large	98	40	43	45	48	50	33
00-8026-013-05	Large Plus	102	41	44	46	49	52	33
00-8026-014-00	Extra Large	107	43	46	48	51	53	34

* The MAYO Conservative Hip Prosthesis is available with an HA/TCP coating. The product numbers for this option begin with a 65- prefix instead of a 00- prefix.

† Approximate effective offset comparable to VerSys[®] Hip System MidCoat Stem.



1. Morrey BF. Short-stemmed uncemented femoral replacement component. *J Arthroplasty*. 1992;663-672.
2. Bechtold J. Three dimensional micromotion of primary cementless femoral stems under gait and stair ascent loading. Application for 1998 AAOS exhibit.
3. Huskies R, Snijders H, Vroemen W, et al. Fixation stability of a short cementless hip prosthesis. Transcript from *Orthopaedic Research Society*. 1986;11:466.
4. Data on file at Zimmer.
5. Feighan JE, Goldberg VM, Dary D, et al. The influence of surface-blasting on the incorporation of titanium-alloy implants in a rabbit intramedullary model. *J Bone Joint Surg*. 1995;No.9.
6. Spotorno L, Romagnoli S, Ivaldo N, et al. The CLS System: Theoretical concept and results. *Acta Orthopaedica Belgica*. 1993;59;1.
7. Morrey BF, Adams RA, Kessler M. A conservative femoral replacement for total hip arthroplasty; A prospective study. *J Bone Joint Surg*. 2000;Vol.82-B(7):952-58.



MAYO Hip Instrumentation is designed for standard or minimally invasive procedures and is simple to use.

Contact your Zimmer representative or visit us at www.zimmer.com

